

JE 1-110 K20 NM20



Electric - Qmax 25 m³/h - 416 l/min (110 USgpm) - Hmax 16 m (52 ft)

Code on request



Product Data

Suction port
Threaded - 1 1/2" ISO 228 (BSP)

Delivery port
Threaded - 1 1/2" ISO 228 (BSP)

Qmax
25 m³/h - 416 l/min (110 USgpm)

Hmax
16 m (52 ft)

Solids handling
20 mm (0.8")

Motor power
1,1 kW - 2 HP

Motor type
Single-phase Standard IEC

Weight
30 kg (66 lb)

Indicative picture of the product

Close-coupled self-priming centrifugal pump with single-phase electric motor

Characteristics

The J series self-priming centrifugal pumps are used in applications where a rapid priming capacity is required from demanding suction heights combined with the ability to transfer and manage polluted fluids, dirty and abrasives with suspended large diameter solids. The system is based on an inspectable pump casing which also acts as a water tank allowing a first quick priming without auxiliary systems, simplifying management of the system and reducing the time for maintenance. Within the physically permitted suction height limits, J pumps are a more comfortable and reliable solution than submersible pumps and vertical submersed impeller pumps.

Benefits

- 1) Rapid self-priming**
Without foot valve up to a height of 7.5 m (24.5 ft)
- 2) High resistance**
To abrasive liquids which are turbid and sandy
- 3) Semi-open impeller**
High thickness casting impact resistant
- 4) Wear plate/plates**
Easily replaceable stainless steel wear plate/plates
- 5) Easy maintenance**
Removable front cover for direct access to the impeller

Applications

Industry:

clean, dirty, sandy, muddy, neutral, alkaline, acidic liquids; low viscous petroleum products, solvents even if dirty; milk of lime, caustic soda; washing, cooling, recirculation, smoke scrubbing.

Treatment:

pumping polluted corrosive wastewater containing sand, mud or solids in suspension; dosing neutralizing liquids; pumping out settled sludge.

Naval:

loading and unloading; bilge pumping; washing, fire-fighting, stripping, sanitary duty and circulation.

Agriculture:

surface irrigation; liquid manure oxygenation; transfer and spraying liquid manure or fertilizers; distribution of liquid animal feed; transfer of wine must; washing.

Varisco S.r.l. has certified its Quality, Environment and Safety Management System in accordance with the requirements of the international standard ISO 9001-14001-45001, recognized by the Lloyd Register.

Specification is subject to change without prior notice. Please check with your Varisco representative for the latest specifications.
Document release date: December 16th 2024

www.variscopumps.com

JE 1-110 K20 NM20



PERFORMANCE CURVES

Test according to **UNI EN ISO 9906 standard - level 2B**

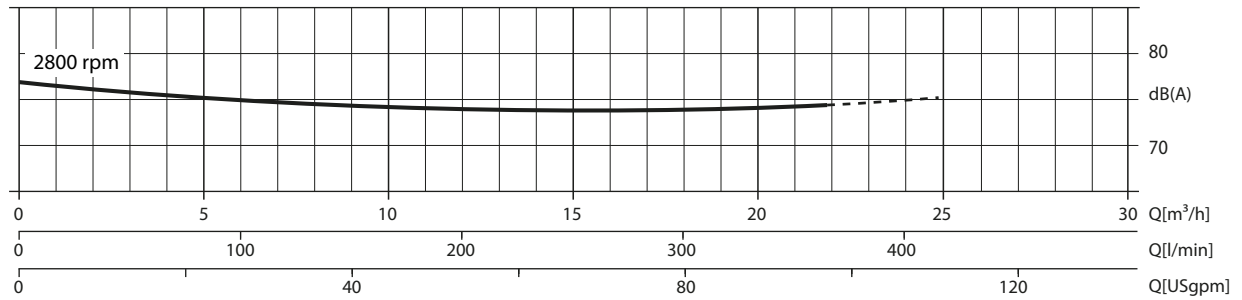
Installed power: **1,1 kW - 2 HP (2.800 rpm)**

Test liquid: **clean water, density 1.000 kg/m³**

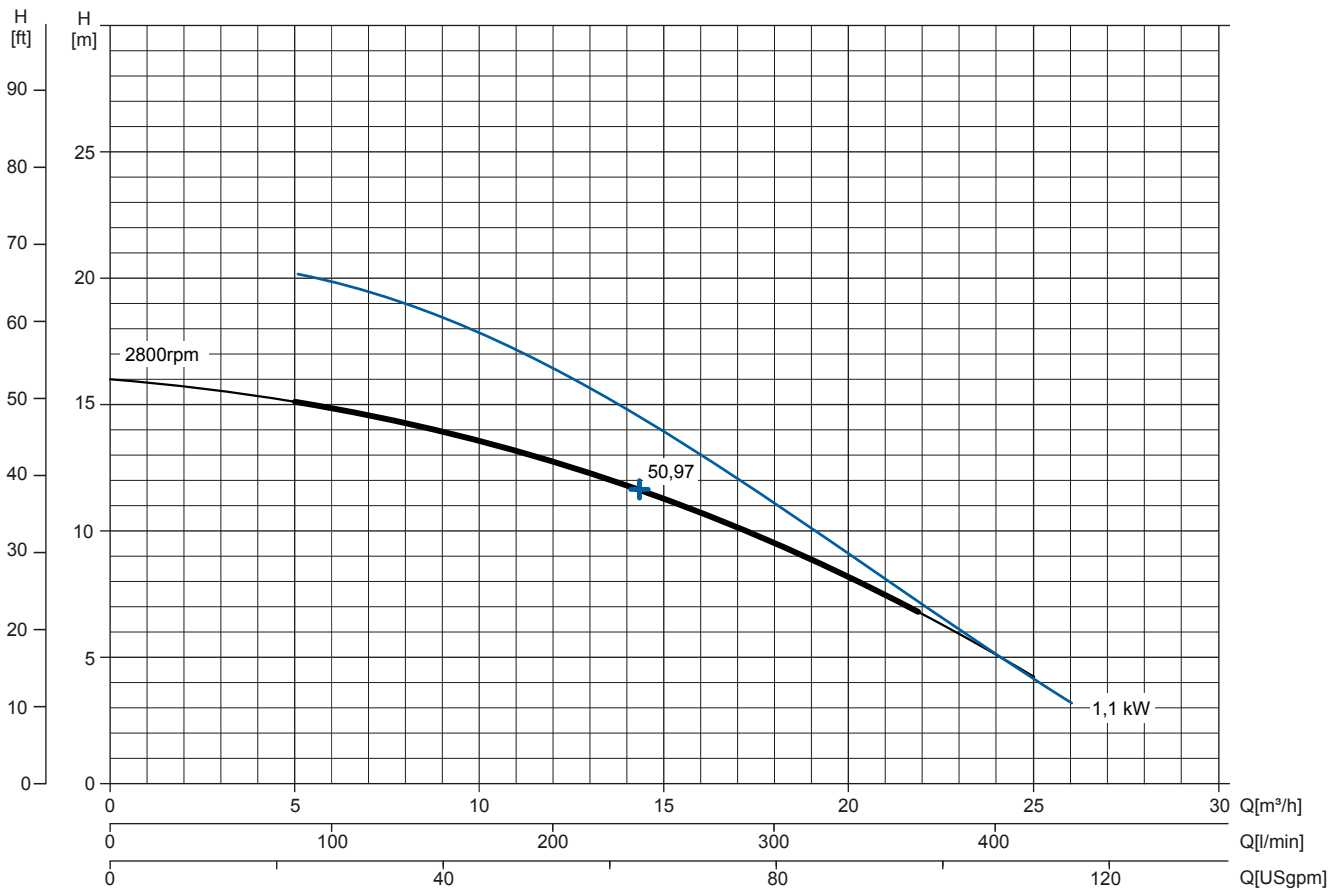
Spherical solids handling: **D.20 mm (0.8")**

Noise Curve

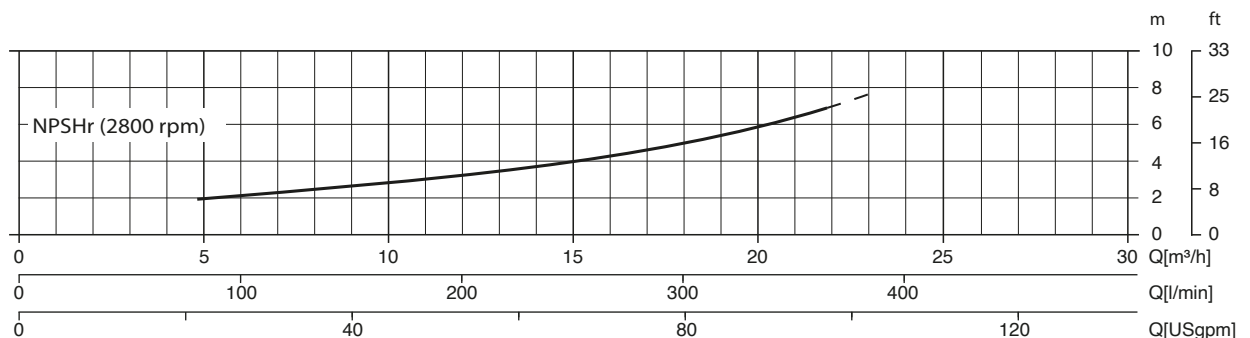
dB(A)=max noise level at 1 m



Speed Curve



NPSHr Curve



JE 1-110 K20 NM20



TECHNICAL DATA

Pump

Pump model	JE 1-110 K20 NM20
Qmax [2.800 rpm]	25 m³/h - 416 l/min (110 USgpm)
Hmax [2.800 rpm]	16 m (52 ft)
Suction port	Threaded - 1 1/2" ISO 228 (BSP)
Delivery port	Threaded - 1 1/2" ISO 228 (BSP)
Impeller type	Semi open, 3 vanes
Solids handling	20 mm (0.8")
Casing	ASTM A351 CF3M stainless steel
Impeller	ASTM A351 CF3M stainless steel
Wear plate	AISI 316L stainless steel
Non-return valve	check valve, PTFE
Shaft	SAF 2205 stainless steel
Mechanical seal	Tungsten Carbide / Tungsten Carbide
Elastomers	PTFE
Lubrication	Grease

Motor

Mains supply (Single-phase)	230V +/-5%
Frequency (Nominal speed)	50 Hz +/-3% / 2.800 rpm
Absorbed current	6,3 A
Starting Current Is/In	4,8
Efficiency (100%)	79,6% (IE2)
Model	Soga MMD2
Standards	IEC 60034-1
Construction	aluminium, TEFC
Mounting arrangement	IM 2101 B34
No. poles	2
Rated power	1,1 kW - 2 HP
Degree of protection	IP55
Markings	CE
Insulation class/Temperature	F/105°K
Duty type	Continuous - S1
Temperature sensors	N/A

Arrangement

Dimensions	193 x 485 x 238 mm (6,73 x 19 x 9,35")
Coating	Polyurethane enamel, average thickness of 100 µm
Color	RAL 5010 blue (standard)
Features	Close-coupled with rigid coupling "N"
Height connection	0,17 m (0,55 ft)

Optionals

Flanged ports DN40 PN16 EN1092-1 Type B	cod. 10042789
Flanged ports 1 1/2" ANSI B16.1 Class 125 R.F.	cod. 10042825
Automatic mechanical seal greaser	code 10008316

Weight

Net weight	30 kg (66 lb)
------------	---------------

